

New Items 2023

Minitrix. The Fascination of the Original.

MINITRIX





Dear Minitrix Fans,

Welcome to our new items this year. We have a diversified program of locomotives, trains, and cars. The METROPOLITAN occupies a prominent position here not just as a Club model. Designed as an innovative train for travel by rail, it linked the cities of Hamburg and Cologne up to four times a day for the first time in 1999. Here, the passenger area was divided into three areas: Office, Silence, and Club. Its main advantages were the fast running time and impressive service. This impressive train is now going into service as an exclusive one-time series for Trix Club members. Climb on board and come with us.

Another highlight is surely Günni, a powerhouse familiar to all railroad fans, which says of itself that it likes to run freight the best. All of the imprinting is affectionately realized in the Minitrix scale of 1:160 and is on a par with its big real life prototype. In addition to this big familiar unit from the railroad period, there is also the 100th anniversary of the FD express trains with the outstanding models of the FD 1922 “Berchtesgadener Land”.

Important Note!

The products shown in this brochure/catalog are high quality collector and model railroad items with a recommended age of 15 years and older. We recommend our Märklin Start up assortment for children aged 6 years and above. This is not suitable for children under the age of three years.

In addition, the famous type Uacs “Onion Cars” of the Polish and Czechoslovakian railroads are entering the Minitrix assortment.

Moreover, a quick glance at the track is worthwhile, since Minitrix is offering an entire track assortment on modern concrete ties with these new items. As new tooling, you now have the possibility of integrating the look of modern track on your Minitrix layout.

Whether it is regional service, international long-distance service, or heavy freight service – with these new items a broad assortment of locomotives, trains, and cars from across the railroad eras are ready for use on your layout.

We hope you have a lot of fun browsing in the scale of 1:160.

Your Minitrix Team



MHI Exclusive 1/2023	2– 9
Minitrix Club Model for 2023	6– 7
The Cars for the Club Model for 2023	8–9
Minitrix “my Hobby”	10–15
Little Man on a Big Trip	17–21
100 Years of FD Express Trains	22–25
Günni drives freight!	28–29
Switzerland	32–37
France	38
Poland	39
Czech Republic	40
Digital Accessories	41
Track System with Concrete Ties	42–44
Museum Car for 2023	45
Trix Club Cars for 2023	45
Trix Club	46
Registration Form	47
Index to the Item Numbers	49



Our new track with concrete ties can be found starting on page 42.



EXKLUSIV 1/2023




One-Time Series for 2023

The Märklin Dealer Initiative MHI is an association of medium size toy and model train specialty dealers. For over 30 years, the MHI has been active for its member firms – the “brick and mortar” specialty stores.

Close proximity, personal contact, and individual service characterize the approximately 700 specialty dealers with their trained employees. Here a perfectly balanced model railroad environment awaits the enthusiastic model rail-roader, the discerning collector, and the interested younger generation. Should there be no MHI dealer in your area, most dealers have a web shop and would be happy to answer your inquiries. The MHI produces exclusively unique special series in limited editions, which can only be purchased through the specialty dealers of this association. These models feature special paint schemes and imprinting as well as technical innovations.

Insider and TRIX Club members will always find competent help at their MHI specialty dealer, who can help them with all questions about the club and about the exclusive club models. He is the partner authorized by Märklin to accept orders and make delivery of these models produced only for club members.

The younger generation will also find the right way to get started at the MHI dealer. The MHI also uses large-scale marketing campaigns to support youth development in addition to special products.

All MHI special products are identified by the pictogram  and include a warranty for 5 years.

Find MHI dealers in your area at:
www.mhi.de

Jack-of-All-Trades

The type program for the new German Federal Railroad was intended to put four different designs of electric motive power at the forefront. In addition to the E 10 for fast trains, there was the E 40 and E 50 for freight service and the E 41 for commuter service. All these units had parts installed, which were a good 36% identical, standard design locomotives as it were. The maximum quantity was reached here by the E 40, the subsequent class 140. The total of 879 units labored pulling heavy freight loads as well

as passenger trains. They came with freight trains to the Brenner station for changing power systems into Italy and to the central switchyard in Vienna. The high quantity naturally required a long procurement period stretching from 1957 to 1973. While the paint scheme of ocean blue / ivory was once not very popular with railroad fans as well as model railroaders, currently, it is considered by many to be thoroughly successful. The class 140 was a credit to this color design, even though the light surfaces, chiefly with

these freight haulers, were more susceptible to dirt in the harsh demands of everyday work. Hardly conceivable that the DB AG has since done away with all class 140 units. The last scheduled service ended in the late fall of 2016. On private railroads, all the units are still soldiering bravely on, and they are proof of the ruggedness of this class and its popularity with crews and rail fans.



16406 Class 140 Electric Locomotive



Use: Freight, commuter, and long-distance passenger trains.

Model: The body and frame are constructed of die-cast zinc. The locomotive has a built-in digital decoder and sound generator for operation with mfx and DCC. It also has a motor with a flywheel. 4 axles powered. Traction tires. The headlights and marker lights change over with the direction of travel. Warm white LEDs are used for the lighting. The headlights, marker lights, and cab lighting can be controlled digitally. The locomotive has a close coupler mechanism. It also has separately applied grab irons. Length over the buffers 103 mm / 4-1/16".

Prototype: German Federal Railroad (DB) standard design electric locomotive, road number 140 186-8. Ocean blue / ivory basic paint scheme. Version with double lamps, plastic rain gutters above the end windows and cab doors, Klatte design air grills, undivided engine room windows with rubber gaskets, and end grab irons. The locomotive looks as it did around 1979.

- **Body constructed of die-cast zinc**
- **Digital sound with many functions**

One-time series.

Digital functions under DCC and mfx

Headlight(s)
Locomotive whistle
Electric locomotive op. sounds
Engineer's cab lighting
Direct control
Sound of squealing brakes off
Rear Headlights off
Whistle for switching maneuver
Front Headlights off
Station Announcements
Conductor's Whistle
Brake Compressor
Blower motors
Letting off Air
Station Announcements
Special sound function
Sanding
Headlight(s)
Station Announcements
Doors Closing
Station Announcements
Station Announcements
Station Announcements
Main Relay
Blower motors
Windshield wiper sounds
SIFA warning sound
Sound of Couplers Engaging
Special sound function



EXKLUSIV

1/2023

This model is being produced in a one-time series only for the Märklin Dealer Initiative (MHI). There is a 5-year warranty on all MHI items and Club items (Märklin Insider and Trix Club). See page 49 for warranty terms. A current explanation of the symbols can be found on the Internet at www.trix.de



18271 Type Tal 963 Dump Car Set

Prototype: 4 German Federal Railroad (DB) type Tal 963 (Kkt-62) four-axle dump cars. Version with two unloading hatches per side and a brakeman's platform on one end of the cars. The cars have type Minden-Dorstfeld trucks. Used to transport moisture sensitive and moisture resistant freight. The cars look as they did in the Eighties.

Model: The cars are new tooling. The dump cars are detailed in their construction and have different car numbers. All the cars have brakeman's platforms and an end set wheel. All the cars have a close coupler mechanism. One car has imprinted train marker signs at one end. Total length over the buffers 284 mm / 11-3/16".

One-time series.

New tooling



One car has imprinted train marker signs at one end



The Club Model for 2023 – Award-Winning Elegance

Silver Arrow on Rails

Travel is not just travel. Anyone going by commuter train simply wants to get to his destination quickly. It is different on long-distance trips. Above all, when you are going as a business traveler. The railroads have always made offers to this affluent audience. The TEE concept was groundbreaking here. Yet eventually this proved no longer contemporary, because after the introduction of second-class cars, the utilization of the trains had increased. So the DB AG decided on a new product for a target group wanting comfort on trips between large cities. An independent undertaking, the "Metropolitan Express

Train, Inc.", was founded for this purpose. The new train impressed people with its extremely luxurious ambiance, which had been designed for the most varied needs of the customers. In the Quiet Area, the use of cell phones was strictly prohibited. Yet, there was also an Office car, in which radio waves were even enhanced.

The cars were completely new developments and demonstrated very smooth running even at a travel speed of 200 km/h / 125 mph. Instead of plastic upholstery, tasteful wood dominated. Naturally, the high quality leather seating and the folding or permanently installed wooden tables were adjustable. In addition, each seat had a power socket available.

The wall paneling consisted of Swiss pear wood. The "Metropolitan" entered service on August 1, 1999 with such luxury. In keeping with the new spirit, the two locomotives for the train, road numbers 101 130 and 131, were of course painted and lettered accordingly. They also showed the new logo and the classy silver-colored paint scheme. Their maximum speed was raised for the "Metropolitan" to 220 km/h / 138 mph. The two trains ran between Hamburg and Cologne. They clearly stood out from the monotony of the German Railroad, Inc. In every respect. Tickets for the train could be booked online right from the start. Despite persistent efforts and several discount promotions, the railroad did not

succeed in bringing the utilization into a profit zone, which resulted in the train being withdrawn as early as December of 2004. Initially, the cars were to be put into storage, but fortunately a better decision was taken and they were used in IC service, certainly not in the decorative silver anymore. In December of 2021, the cars were then taken out of service. A remarkable chapter in the German travel culture thus came to an end.




© B. Wiesmüller, Eisenbahnstiftung

EXKLUSIV

1/2023



 This model is being produced in a one-time series only for the Märklin Dealer Initiative (MHI). There is a 5-year warranty on all MHI items and Club items (Märklin Insider and Trix Club). See page 49 for warranty terms. A current explanation of the symbols can be found on the Internet at www.trix.de



16085 Class 101 Electric Locomotive

Prototype: German Railroad, Inc. (DB AG), business area Metropolitan Express Train, Inc. / DB Travel & Tourism (currently DB Long-Distance Service), express locomotive, road number 101 130-3. The locomotive looks as it did starting in 1999 for the Metropolitan Express Train.

Model: The locomotive frame and body are constructed of metal. The locomotive has a built-in digital decoder and sound generator for operation with mfx and DCC. It also has a motor with a flywheel. 4 axles powered. Traction tires. The headlights and marker lights change over with the direction of travel. Warm white LEDs are used for the lighting. The cab lighting can be controlled digitally. Length over the buffers 119 mm / 4-11/16".

One-time series for Trix Club members.



Award-Winning Silver Arrow
Order deadline February 28, 2023

Digital functions under DCC and mfx	
Headlight(s)	
Low Pitch Horn	
Electric locomotive op. sounds	
Direct control	
Sound of squealing brakes off	
Headlight(s): Cab2 End	
High Pitch Horn	
Headlight(s): Cab1 End	
Station Announcements	
Engineer's cab lighting	
Compressor	
Blower motors	
Letting off Air	
Long distance headlights	
Special sound function	
Sanding	
Station Announcements	
Conductor's Whistle	
Doors Closing	
Special sound function	
Train announcement	
Train announcement	
Train announcement	
Train announcement	
Special sound function	
Sound of Couplers Engaging	



Additional details and inside views of our current Club model can be found in a special brochure.



A comprehensive report about the Metropolitan can be found in the Trix News.



15160

16085

Car Set for the Club Model for 2023



15160 "METROPOLITAN" Car Set Part 1

Prototype: Four German Railroad, Inc. (DB AG), business area Metropolitan Express Train, Inc. / DB Travel & Tourism (currently DB Long-Distance Service) express train passenger cars types Apmz 116.0 (Car 1), Apmz 116.2 (Car 2), Apmz 116.6 (Car 3), Apmz 116.4 (Car 4), and a type Apmbzf 116.8 cab control car (Car 7). The cars look as they did around 1999 for the Metropolitan Express Train.

Model: The cars are new tooling. All of the cars have close coupler mechanisms and built-in LED interior lighting. The cab control car has triple headlights at the cab end, which change over 3 x white and 2 x red and cab lighting. This lighting is controlled using a function decoder. The headlights / marker lights will also work in analog operation. Replaceable, scale skirting for the car ends is included for all the cars for operation on large radius curves.

Total length over the buffers 825 mm / 32-1/2".

- All cars are new tooling
- LED interior lighting



Digital functions under DCC and mfx

Headlight(s)

Interior lights

Engineer's cab lighting

Long distance headlights

One-time series for Trix Club members.



EXKLUSIV

1/2023



15160

15161

This model is being produced in a one-time series only for the Märklin Dealer Initiative (MHI). There is a 5-year warranty on all MHI items and Club items (Märklin Insider and Trix Club). See page 49 for warranty terms. A current explanation of the symbols can be found on the Internet at www.trix.de



15161 "METROPOLITAN" Car Set Part 2

Prototype: Two German Railroad, Inc. (DB AG), business area Metropolitan Express Train, Inc. / DB Travel & Tourism (currently DB Long-Distance Service) express train passenger cars types Apmz 116.4 (Car 5) and Apmz 116.2 (Car 6). The cars look as they did around 1999 for the Metropolitan Express Train.

Model: The cars are new tooling. All of the cars have close coupler mechanisms and built-in LED interior lighting (*only works in combination with the 15160 car set). Replaceable, scale skirting for the car ends are included for both cars for operation on large radius curves. Total length over the buffers 330 mm / 13".

One-time series for Trix Club members.

- All cars are new tooling
- LED interior lighting



Combining this car set with the 15160 car set and the 16085 locomotive will give you a prototypical METROPOLITAN from 1999.



15160

16085

Welcome to Minitrix "my Hobby"



A hobby is pure leisure time enjoyment for many people. It is the compensation for the daily round of activity. Our new line "my Hobby" is tailored exactly to these needs and is aimed at everyone who views their hobby as an escape from the daily grind.

You do not have to do without the proven Minitrix quality for your daily portion of passion. Here Minitrix is offering the right alternatives for those people who pursue their hobby mostly for fun.



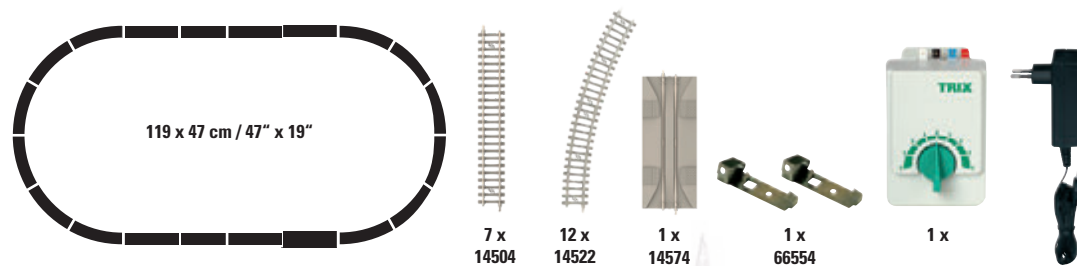


11146 "Freight Train" Starter Set with a Class 216

Prototype: German Federal Railroad (DB) freight train: Class 216 diesel locomotive in a crimson paint scheme, type Sks-z 707 4-axle deep well flat car loaded with 2 containers, and a German Federal Railroad (DB) type lchqs-u 377 refrigerator car.

Model: The locomotive has a digital interface connector. It also has a 5-pole motor. 4 axles powered. The locomotive has triple headlights. The cars have close coupler mechanisms. Total train length 270 mm / 10-5/8".

The set has a locomotive controller with a switched mode power pack and hookup material. The set also has an oval of track with Radius 2 curved track (outer dimensions: approximately 119 x 47 cm / 47" x 19"). Required space: 130 x 55 cm / 52" x 22".



New track with concrete ties included



Welcome to Minitrix "my Hobby"



11160 "Freight Train" Digital Starter Set with a Class 217

Prototype: German Railroad, Inc. (DB AG) diesel locomotive, road number 217 002-5, 3 VTG 2-axle tank cars. The train looks as it did around 2010.

Model: The locomotive frame is constructed of die-cast metal. It has an mfx/DCC decoder and a 5-pole motor with a flywheel. The headlights change over with the direction of travel. 4 axles powered. Traction tires. The cars have close coupler mechanisms. The set has a switched mode power pack and a Minitrix Power Control Stick (wireless infrared controller). The set also has an oval of track with Radius 2 curved track (outer dimensions: approximately 119 x 47 cm / 47" x 19").




Recommended board space: 130 x 55 cm / 52" x 22".
Total train length 267 mm / 10-1/2".

- Locomotive equipped with an mfx/DCC decoder
- New track with concrete ties

This train set can be expanded with the Minitrix track program with concrete ties.

Digital functions under DCC and mfx

Headlight(s)
Engineer's cab lighting
Rear Headlights off
Front Headlights off
Direct control



Minitrix Power Control Stick included



MINITRIX



Welcome to Minitrix "my Hobby"

**Reissues
with New Car Numbers**



18082 Hobby Freight Car

Prototype: German Federal Railroad (DB) type Omm 53 high-side gondola. European standard type, 10.0 meters / 32 feet 6 inches long.

Model: The car has a close coupler mechanism and simplified construction. Length over the buffers 63 mm / 2-1/2".



18083 Hobby Type Es 5520 Freight Car

Prototype: German State Railroad (DR/GDR) high-side gondola, car number Es 5520. European standard type, 10.0 meters / 32 feet 6 inches long.

Model: The car has a close coupler mechanism and simplified construction. Length over the buffers 63 mm / 2-1/2".



18085 Hobby Tank Car

Prototype: Two-axle tank car painted and lettered for German State Railroad (DR/GDR).

Model: The car has a separately applied platform, catwalk, and ladder. It also has a detailed, partially open frame. The car's construction is simplified. Length over the buffers 55 mm / 2-1/8".



16233 Class 232 Diesel Locomotive

Prototype: German Railroad, Inc. (DB AG) diesel locomotive, road number 232 600-7, C-C wheel arrangement, built starting in 1974 in the USSR for the German State Railroad (DR/GDR), nicknamed "Ludmilla". Starting in 1992 re-motored at Cottbus for passenger service at speeds of 140 km/h / 87 mph.

Use: Heavy passenger and freight trains.

Model: The locomotive has a built-in digital decoder and sound generator for operation with the formats mfx and DCC. It also has a motor with a flywheel. 4 axles powered. Traction tires. Length over the buffers 126 mm / 4-15/16".



Digital functions under DCC and mfx

Headlight(s)
Low Pitch Horn
Diesel locomotive op. sounds
High Pitch Horn
Direct control
Sound of squealing brakes off
Station Announcements
Station Announcements
Conductor's Whistle
Station Announcements
Ticket please
Sanding
Brake Compressor
Letting off Air



16959 Class 182 Electric Locomotive



Prototype: Mitsui Rail Capital Europe (MRCE) electric locomotive, road number 182 518-1, leased to TRI Train Rental, Inc. Built starting in 2000.

Model: The locomotive has a built-in digital decoder and a sound generator for operation with mfx and DCC. It also has a motor with a flywheel. 4 axles powered. Traction tires. The headlights and marker lights change over with the direction of travel. The locomotive has a close coupler mechanism. The headlights, marker lights, cab lighting, long-distance headlights and many other light and sound functions can be controlled digitally. Length over the buffers 122 mm / 4-13/16".

- Sound
- Warm white LEDs for the lights
- Cab lighting

The car set to go with this cab control car can be found on pages 30 and 31.



Digital functions under DCC and mfx

Headlight(s)
Warning Sound
Electric locomotive op. sounds
Long distance headlights
Direct control
Sound of squealing brakes off
Rear Headlights off
Engineer's cab lighting
Front Headlights off
Station Announcements
Conductor's Whistle
Compressor
Blower motors
Letting off Air
Low Pitch Horn
Special sound function
High Pitch Horn
Doors Closing
Special sound function
Train control warning sound
SIFA warning sound
Sanding
Special sound function
Train announcement
Train announcement
Train announcement
Headlight(s)
Sound of Couplers Engaging
Special sound function



18289

18489

18489

16959

Czech Republic



18089 Type Es 110.8 Hobby Freight Car

Prototype: Czech Railroad (?D Cargo) type Es 110.8 high side gondola. European standard design car with a length of 10.0 meters / 32 feet 6 inches.

Model: The car has a close coupler mechanism. Simplified Hobby version. Length over the buffers 63 mm / 2-1/2".



**Reissues
with New Car Numbers**





© Drawing: Peter Bomhard

Beer Transportation in Era I



18726 "Beer Transport" Freight Car Set

Prototype: 3 different privately owned beer cars, in two different designs, for the breweries "Franziskaner-Leistbräu", "Pilsenerbräu München", and "Auer'sche Bierbrauerei Rosenheim", used on the Royal Bavarian State Railways (K.Bay.Sts.B.). Version with a brakeman's cab.

Model: The cars have a close coupler mechanism. Total length over the buffers 148 mm / 5-13/16".



Kleiner Mann auf großer Reise / Little Man on a Big Trip

MINITRIX

There was once a time, when the Germans were proud of their railroad and the railroad felt a certain sense of pride in itself. It was a time, when human beings were still at the center, and the German Federal Railroad presented itself accordingly – among other things with short films produced in-house.

An impressive example is the good half hour film “Kleiner Mann auf großer Reise” / “Little Man on a Big Trip”, done at the start of the Fifties. It is a true masterpiece, which not only masterfully presents the traveling culture at that time, but also skillfully presents the all-around carefree package offered at that time by the German Federal Railroad to the traveler.

The central theme is little Peter, who has written the best essay in his class about the subject of rail-roading and has received a ticket for it from the DB to travel to his grandmother in the Black Forest. Of course, he can take his beloved dog Schwups on the trip. Moreover, he receives a note from the managing director requesting all DB employees to welcome

both Peter and Schwups and to grant Peter access with expert guidance to all installations and locomotives and cars of the German Federal Railroad. Today that would be a request from another planet.



16032 Class 03 Steam Locomotive

Prototype: German Federal Railroad (DB) steam locomotive, road number 03 263, with Wagner smoke deflectors. The locomotive looks as it did around 1952. “Film star” from the German Federal Railroad film “Kleiner Mann auf großer Reise” / “Little Man on a Big Trip”.

Model: The frame of the locomotive and tender as well as the body of the tender are constructed of die-cast metal. The locomotive has a built-in digital decoder and sound generator with the formats mfx and DCC. The locomotive and tender are close coupled. 3 axles in the tender powered. Traction tires. Firebox flickering is done using processor-controlled LEDs (red/orange). Warm white LEDs are used for the dual headlights, cab lighting, and running gear lights. The headlights change over with the direction of travel and will work in analog operation. There is an NEM coupler pocket on the rear of the tender. The smoke box door without central locking is new and includes a lower mounted number board. Length over the buffers 150 mm / 5-7/8”.

An accessory parts kit with brakeman’s steps, rail clearance devices, and a front coupler with a pocket is included, as well as 5 Preiser figures (Peter, the dog Schwups, conductor, locomotive engineer, and fireman) included.

- 5 Preiser figures included
- Running gear lights
- Cab lighting
- Digital sound with many functions

5 Preiser figures included
Digital sound with many functions



Read more at:
<https://www.trix.de/products/16032>

Digital functions under DCC and mfx

Headlight(s)
Locomotive whistle
Steam locomotive op. sounds
Running gear lights
Direct control
Sound of squealing brakes off
“Switcher Double “A” Light”
Flickering Light in Fire Box
Engineer’s cab lighting
Air Pump
Letting off Steam
Feed Pump
Injectors
Generator Sounds
Whistle for switching maneuver
Special sound function
Sanding
Station Announcements
Doors Closing
Conductor’s Whistle
Replenishing water
Replenishing coal
Replenishing sand
Special sound function
Special sound function
Safety Valve
Station Announcements
Dialog



18287

18487

18287

18286

18486

18486

18286

16032

Little Man on a Big Trip



18286 "D 96" Express Train Passenger Car Set 1

Prototype: German Federal Railroad (DB) express train passenger car set consisting of a type WR4ü express train dining car and a type Pw4ü-37 (car number 105 817) express train baggage car around 1952.

Train route: Hamburg – Cologne.

Model: The cars have a close coupler mechanism. Total length over the buffers 300 mm / 11-13/16".

The lighting kit to go with these cars:
66612 LED Lighting Kit.



18486 "D 96" Express Train Passenger Car, 3rd Class

Prototype: German Federal Railroad (DB) type C4ü-38 express train passenger car, 3rd class, around 1952.

Train route: Hamburg – Cologne.

Model: The car has a close coupler mechanism. Total length over the buffers 133 mm / 5-1/4".

The lighting kit to go with this car:
66612 LED Lighting Kit.





18287 "D 96" Express Train Passenger Car Set 2

Prototype: German Federal Railroad (DB) express train passenger car set consisting of a type AB4ü-38 express train passenger car, 1st/2nd class, (train route Hamburg – Cologne) and a type BC4ü-39 express train through car, 2nd/3rd class, (train route Hamburg – Basle) around 1952.

Model: The cars have a close coupler mechanism. Total length over the buffers 266 mm / 10-1/2".

The lighting kit to go with these cars:
66612 LED Lighting Kit.



You can make up a prototypical train by adding the 16032 class 03 locomotive, the 18286 express train passenger car set, and the 18486 and 18487 express train passenger cars, 3rd class.



18487 "D 96" Express Train Passenger Car, 3rd Class

Prototype: German Federal Railroad (DB) type C4ü-28 express train passenger car, 3rd class, around 1952. Train route: Hamburg – Cologne.

Model: The car has a close coupler mechanism. Total length over the buffers 136 mm / 5-3/8".

The lighting kit to go with this car:
66612 LED Lighting Kit.



18486

18486

18286

16032

Kleiner Mann auf großer Reise / Little Man on a Big Trip





100 Years of FD Express Trains

In 1983, the German Federal Railroad conjured up a new train designation from its hat, which was supposed to remind people of glorious railroad times and which was positioned in terms of comfort and speed between the good old D-Zug express trains and the dual class InterCity trains introduced in 1979. These new trains were called FernExpress / Long-Distance Express, but were given the abbreviation FD, which was steeped in history. Since the early Twenties, that stood for the fastest and most comfortable trains on the prewar German State Railroad.

On the German Federal Railroad of 1983, the goal was rather a customer longing for beautiful vacation destinations and wanting to go to them. Whereby these DB long-distance travel destinations were chiefly in German-speaking areas. For example, the FD "Berchtesgadener Land" went from the Ruhr area to the Bavarian Alps, the FD "Wörthersee" to Klagenfurt, the FD "Bodensee" to Konstanz, or the FD "Schwarzwald" to Seebrugg. In 2nd class, you rode in IC compartment cars without air conditioning (type Bm), which had been replaced in the IC

trains by new air-conditioned open seating cars. The "Kinderland" ("Children's Playground") cars with an attached cafeteria were new. They ran chiefly in the FD trains headed to the Bavarian holiday regions. In 1988, the FD network still boasted ten direct connections with 22 through car routes. Departures were in the morning hours, and you reached the destinations by early evening. Most FD trains were pulled by the good old class 110 through the German countryside, and these units still often wore the original blue paint scheme at that time.

The era of these modern FD trains only lasted around ten years. Many of the train routes were still around, as Eurocity, InterCity, or as Interregio trains. Most of the through car connections so comfortable for the passengers disappeared forever into the schedule cemetery of the German Federal Railroad.



16109 Class 110 Electric Locomotive



Prototype: German Federal Railroad (DB) standard design electric locomotive, road number 110 246-6. Cobalt blue basic paint scheme. Version with double lamps, plastic rain gutters above the end windows and cab doors, double forced air grills (DDL), undivided engine room windows with rubber gaskets, and end grab irons. The locomotive looks as it did around 1988.

Use: Freight, commuter, and long-distance passenger trains.

Model: The body and frame are constructed of die-cast zinc. The locomotive has a built-in digital decoder and sound generator for operation with mfx and DCC. It also has a motor with a flywheel. 4 axles powered. Traction tires. The headlights and marker lights change over with the direction of travel. Warm white LEDs are used for the lighting. The headlights, marker lights, and cab lighting can be controlled digitally. The locomotive has a close coupler mechanism. It also has separately applied grab irons. Length over the buffers 103 mm / 4-1/16".

*Body constructed of die-cast zinc
Digital sound with many functions*



Digital functions under DCC and mfx

Headlight(s)
Locomotive whistle
Electric locomotive op. sounds
Engineer's cab lighting
Direct control
Sound of squealing brakes off
Rear Headlights off
Whistle for switching maneuver
Front Headlights off
Station Announcements
Conductor's Whistle
Brake Compressor
Blower motors
Letting off Air
Station Announcements
Special sound function
Sanding
Headlight(s)
Station Announcements
Doors Closing
Station Announcements
Station Announcements
Station Announcements
Main Relay
Blower motors
Windshield wiper sounds
SIFA warning sound
Sound of Couplers Engaging
Special sound function



18276

18275



18274

18276

18275

16109

100 Years of a Long-Distance Express Train



18274 "FD 1922 Berchtesgadener Land" Express Train Passenger Car Set 1

Prototype: 3 different design German Federal Railroad (DB) express train passenger cars, for the FD 1922 long-distance express train "Berchtesgadener Land" from Freilassing via Munich, Ingolstadt, Würzburg, and Cologne to Dortmund. 1 type Avnz 111.1 compartment car, 1st class, 1 type WRtmh 136 children's car with a cafeteria, 1 type Bm 234 compartment car. The cars look as they did in 1989.

Model: The children's car is new tooling. All the cars have a close coupler mechanism. A lighting kit can be installed in the cars. There is limited clearance for the children's car in Track Radius 1!

Total length over the buffers 502 mm / 19-3/4".

The lighting kit to go with these cars:

66616 LED Lighting Kit.



The type WRtmh 136 is new tooling



18276 "FD 1922 Berchtesgadener Land" Express Train Passenger Car Set 3


Prototype: 2 type Bm 234 German Federal Railroad (DB) express train passenger cars, for the FD 1922 long-distance express train "Berchtesgadener Land" from Freilassing via Munich, Ingolstadt, Würzburg, and Cologne to Dortmund. The cars look as they did in 1989.

Model: Both cars have a close coupler mechanism. A lighting kit can be installed in the cars.

Total length over the buffers 330 mm / 13".

The lighting kit to go with these cars:

66616 LED Lighting Kit.





18275 "FD 1922 Berchtesgadener Land" Express Train Passenger Car Set 2

Prototype: 3 different design German Federal Railroad (DB) express train passenger cars, for the FD 1922 long-distance express train "Berchtesgadener Land" from Freilassing via Munich, Ingolstadt, Würzburg, and Cologne to Dortmund. 1 type Dms 905 baggage car, 1 type Bm 234 compartment car, and 1 type Avmz 111.0 compartment car. The cars look as they did in 1989.

Model: All the cars have a close coupler mechanism. The type Bm 234 compartment car, 2nd class, has LED marker lights, which can be turned off. A lighting kit can be installed in the cars.

Total length over the buffers 495 mm / 19-1/2".


The lighting kit to go with these cars:

66616 LED Lighting Kit.

You can make up a prototypical train by adding the 16109 class 110 locomotive and the 18274 and 18276 express train passenger car sets.



*LED marker lights included
which can be turned off*



Variety for Your Layout



15931 Type Otmm 70 Dump Car

Prototype: German State Railroad (DR) type Otmm 70 dump car in Era IV. The car looks as it did around 1983/84.

Model: The dump car includes load inserts (scale-sized real coal) and is provided with authentic weathering.

The car has a close coupler mechanism. Length over the buffers 60 mm / 2-3/8".

*Reissues with new car numbers
Real load of coal and authentic weathering included*



16435 Class 143 Electric Locomotive

Prototype: German Railroad, Inc. (DB AG) electric locomotive, road number 143 326-7. B-B wheel arrangement, built starting in 1984. The locomotive looks as it currently does in real life.

Use: Freight and passenger trains.

Model: The body and frame are constructed of die-cast zinc. The locomotive has an mtc14 interface connector for subsequent installation of a decoder. It also has a motor with a flywheel. 4 axles powered. Traction tires. The head-lights and marker lights change over with the direction of travel. Warm white LEDs are used for the lighting. The locomotive has a close coupler mechanism. It also has separately applied grab irons.

Length over the buffers 104 mm / 4-7/8".

- Body constructed of die-cast zinc

Toy Fair locomotive for 2023



The Vectron



16831 Class 193 Electric Locomotive

Prototype: German Railroad, Inc. (DB AG) class 193 (Vectron) electric locomotive, DB Cargo freight service area. Locomotive road number 193 304-3. The locomotive looks as it did around 2018.

Model: The locomotive has a built-in digital decoder and sound generator for operation with mfx and DCC. It also has a motor with a flywheel. 4 axles powered. Traction tires. The triple headlights and dual marker lights change over with the direction of travel, will work in conventional operation, and can be controlled digitally. The headlights at Locomotive End 2 and 1 can be turned off separately in digital operation. When the headlights are off at both ends, the double "A" light function is on. Long distance headlights can be controlled separately. The cab lighting can be controlled digitally. The locomotive has light functions for special switching signals and operation on the wrong track. Warm white and red LEDs are used for the lighting. Brake hoses are included separately for mounting on the locomotive.

Length over the buffers 119 mm / 4-11/16".

- **New tooling**
- **Locomotive body and frame constructed of die-cast zinc**
- **Numerous light functions, which can be controlled digitally**
- **Digital decoder with extensive operation and sound functions**



© C. Ballsieper

MINITRIX

Digital functions under DCC and mfx

Headlight(s)
Electric locomotive op. sounds
Low Pitch Horn
High Pitch Horn
Direct control
Sound of squealing brakes off
Headlight(s): Cab2 End
Long distance headlights
Headlight(s): Cab1 End
Station Announcements
Conductor's Whistle
Compressor
Blower motors
Letting off Air
Engineer's cab lighting
Special sound function
Horn
Doors Closing
Operating sounds
Train control warning sound
SIFA warning sound
Sanding
Warning announcement
SIFA warning sound
Light Function – Swiss switching light
Light Function – Swiss oncoming train light
Light Function – Light test
Sound of uncoupling
Headlight(s)
Light funct. for oncoming train for IT and DK
Light Function – Dutch switching light
Light Function

New tooling in die-cast zinc



Regardless of how good you go – Günni drives freight!



16906 Class 185.2 Electric Locomotive

Prototype: German Railroad, Inc. (DB AG), Cargo business area, electric locomotive, road number 185 367-0 "Günni Güterzug" / "Günni Freight Train". Version with 2 pantographs.

Use: Freight service.

Model: The locomotive has a built-in digital decoder and a sound generator for operation with mfx and DCC. It also has a motor with a flywheel. 4 axles powered. Traction tires. The headlights and marker lights change over with the direction of travel. The locomotive has a close coupler mechanism. The headlights, marker lights, cab lighting, long-distance headlights and many other light and sound functions can be controlled digitally.

Length over the buffers 118 mm / 4-5/8".

- Warm white LEDs for the lighting
- Cab lighting
- Sound

Digital functions under DCC and mfx

Headlight(s)
Warning Sound
Electric locomotive op. sounds
Long distance headlights
Direct control
Sound of squealing brakes off
Rear Headlights off
Engineer's cab lighting
Front Headlights off
High Pitch Horn
Conductor's Whistle
Compressor
Blower motors
Letting off Air
Horn
Special sound function
Sanding
High Pitch Horn
Low Pitch Horn
Sound of Couplers Engaging
Special sound function
Special sound function
Train control warning sound
SIFA warning sound
Station Announcements
Procedure function





© K. Eckert



Everything about Günni and his friends can be found here:
www.der-kleine-ice.de/der-kleine-ice-und-seine-freunde/guenni-gueterzug/

The product shows a protected design of DB AG, and the production is being done with the permission of DB AG.



15116

18490

15487

16906

Replacement Train



18289 "Replacement Train" Car Set



Prototype: Train Rental, Inc. (TRI) type ABnrz commuter car, 1st/2nd class, type Bnrdfz 451.9 commuter car, and type Bnrbdzf 480.1 commuter cab control car (car number: 50 80 80-34 129-2).

The cars look as they did around 2021.

Model: The cars have close coupler mechanisms. The cab control car has triple headlights / marker lights on the cab end and they change over with the direction of travel 3 x white and 2 x red. The cab control car also has a 14-conductor digital interface connector and lighted destination signs. Interior lighting can be installed in these cars.

Total length over the buffers 495 mm / 19-1/2".

The interior lighting to go with these cars:
66611 LED Lighting Kit (cab control car).
66612 LED Lighting Kit.



You can form a complete train by combining this car set with the 2nd class car, item number 18489, and the class 182 electric locomotive, item number 16959.



18489 Type Bnrz 450.3 Passenger Car

Prototype: Train Rental, Inc. (TRI) commuter car, 2nd class, (car number 50 80 22-35 956-8) with steeply pitched roof. The car looks as it did around 2021.

Model: This car is a tooling change for the first time with a steeply pitched roof. The car has a close coupler mechanism. Interior lighting can be installed in this car. Length over the buffers 165 mm / 6-1/2".

The lighting kit to go with this car:

66612 LED Lighting Kit.



18289

18489

18489

16959

Switzerland



16832 Class 193 Electric Locomotive

Prototype: Class 193 Vectron electric locomotive, leased to SBB Cargo International. Multi-system locomotive with 4 pantographs. Locomotive road number 193 524-6. The locomotive looks as it did around 2020.

Model: The locomotive has a built-in digital decoder and sound generator for operation with mfx and DCC. It also has a motor with a flywheel. 4 axles powered. Traction tires. The triple headlights and dual marker lights change over with the direction of travel, will work in conventional operation, and can be controlled digitally. The headlights

at Locomotive End 2 and 1 can be turned off separately in digital operation. When the headlights are off at both ends, the double "A" light function is on. Long distance headlights can be controlled separately. The cab lighting can be controlled digitally. The locomotive has light functions for special switching signals and operation on the wrong track. Warm white and red LEDs are used for the lighting. Brake hoses are included separately for mounting on the locomotive.

Length over the buffers 119 mm / 4-11/16".

- **New tooling**
- **Locomotive body and frame constructed of die-cast zinc**
- **Numerous light functions, which can be controlled digitally**
- **Digital decoder with extensive operation and sound functions**

Digital functions under DCC and mfx

Headlight(s)
Electric locomotive op. sounds
Low Pitch Horn
High Pitch Horn
Direct control
Sound of squealing brakes off
Headlight(s): Cab2 End
Long distance headlights
Headlight(s): Cab1 End
Station Announcements
Conductor's Whistle
Compressor
Blower motors
Letting off Air
Engineer's cab lighting
Special sound function
Horn
Doors Closing
Operating sounds
Train control warning sound
SIFA warning sound
Sanding
Warning announcement
SIFA warning sound
Light Function – Swiss switching light
Light Function – Swiss oncoming train light
Light Function – Light test
Sound of uncoupling
Headlight(s)
Light funct. for oncoming train for IT and DK
Light Function – Dutch switching light
Light Function

New tooling in die-cast zinc and including four pantographs





©Sandro Gadoia, www.fotospotswitzerland.ch



15493 "coop"® Container Transport Car

Prototype: Swiss Federal Railways (SBB) business area Cargo (SBB Cargo) type Sgns four-axle container transport car. Loaded with 2 coop® refrigerated containers. The car looks as it did around 2017.

Model: The car frame is constructed of die-cast metal. The trucks are type Y 25. There is a close coupler mechanism. The car is loaded with 2 refrigerated containers. Length over the buffers 123 mm / 4-7/8".

Ideal add-on for the series of "coop"® cars



15469

15470

15491

15492

15493

Switzerland



16764 Class Re 460 Electric Locomotive

Prototype: Swiss Federal Railways (SBB/CFF/FFS) class Re 460 fast general-purpose locomotive. Named locomotive, road number 460 118-3 "Gotthard"/"Gottardo". The locomotive looks as it did in 2002.

Use: Passenger trains.

Model: The locomotive has a built-in digital decoder and sound generator for operation with the formats mfx and DCC. It also has a motor with a flywheel. 4 axles powered. Traction tires. The headlights and marker lights change over with the direction of travel. Warm white LEDs are used for the lighting. The headlights, marker lights, and cab lighting can be controlled digitally. The locomotive has NEM coupler pockets.

Length over the buffers 115 mm / 4-1/2".

- mfx/DCC digital decoder included
- Swiss headlight / marker light changeover
- Many sound and control functions
- Warm white LEDs for the headlights

Many sound and control functions

Digital functions under DCC and mfx

Headlight(s)
High Pitch Horn
Electric locomotive op. sounds
Engineer's cab lighting
Direct control
Sound of squealing brakes off
Rear Headlights off
Long distance headlights
Front Headlights off
Station Announcements
Conductor's Whistle
Compressor
Blower motors
Letting off Air
Doors Closing
Special sound function
Sanding
Marker lights
Low Pitch Horn
Stat. Announce. – Ital.
Horn
Train announcement
Stat. Announce. – Fren.
Train announcement
Train announcement
Train announcement
Rail Joints
Sound of Couplers Engaging



By Train through Europe

You once traveled luxuriously in the TEE from Munich to Paris or from Zürich to Milan. In 1st class of course. Yet even this concept became outdated. The European railroad managements had to act decisively to remain competitive with road and air. Travel in Europe had changed. More members in the European Union and consequently open borders provided new challenges. For international trains were in demand more than ever. Indeed, as early as the beginning of 1980, there were international connections through Europe. However, they still did not run with the names EC, but rather as IC trains. The result of the first years was thoroughly enjoyable. Consequently, the member states of the European Union including the SBB and ÖBB decided to set up

a quality network. A new product was soon born, the EuroCity/EC trains. A new logo was also developed, because previously international trains were not so clearly recognizable. May 31, 1987 marked the start. Certain quality standards were to be maintained by the participating railroad managements. A train thus had to have a dining car or at least a bar car. The 1st and 2nd class cars had air conditioning. The staff was also specially trained. The network grew and grew and was highly accepted by the public. Several EC trains even currently run the magnificent SBB panorama cars as a quite special highlight, such

as the "Transalpin" on its run from Zürich to Graz. EC trains were once seen with panorama cars even on the good old Gotthard mountain line. A trip with them through the wonderful world of the Alps to the sunny South must surely have been a quite special travel experience.



Switzerland



18441 Type SRm EuroCity Panorama Car

Prototype: Swiss Federal Railways (SBB/CFF/FFS) type SRm express train car. Open seating car with high viewing windows reaching up into the roof.

Train route for the EC Riviera dei Fiori

Use: International long-distance trains at the start of the 2000 decade.

Model: The car has a close coupler mechanism. Length over the buffers 165 mm / 6-1/2".

A complete EuroCity train can be made with the cars 18440, 18441, 18442, and 18443.



18442 Type Am EuroCity Open Seating Car

Prototype: Swiss Federal Railways (SBB/CFF/FFS) type Apm express train open seating car.

Train route for the EC Riviera dei Fiori

Use: International long-distance trains at the start of the 2000 decade.

Model: The express train car has a close coupler mechanism. Interior lighting can be installed in this car. Length over the buffers 165 mm / 6-1/2".

The lighting kit to go with this car:

66616 LED Lighting Kit.





18440 Type WR Mark III EuroCity Dining Car

Prototype: Swiss Federal Railways (SBB/CFF/FFS)

type WR Mark III express train dining car.

Train route for the EC Riviera dei Fiori.

Use: International long-distance trains at the start of the 2000 decade.

Model: The car has a close coupler mechanism.

Interior lighting can be installed in this car.

Length over the buffers 154 mm / 6-1/16".

The lighting kit to go with this car:

66616 LED Lighting Kit.



18443 Type Bpm EuroCity Open Seating Car

Prototype: Swiss Federal Railways (SBB/CFF/FFS)

type Bpm express train open seating car.

Train route for the EC Riviera dei Fiori

Use: International long-distance trains at the start of the 2000 decade.

Model: The express train car has a close coupler mechanism. Interior lighting can be installed in this car.

Length over the buffers 165 mm / 6-1/2".

The lighting kit to go with this car:

66616 LED Lighting Kit.



18443

18440

18442

18441

16764



16695 Class BB 9200 Electric Locomotive

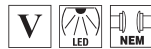
Prototype: French State Railways (SNCF) express train electric locomotive, road number BB 9232. The locomotive looks as it did around 1994. Built starting in 1957.

Model: The locomotive has a digital interface connector. It also has a motor with a flywheel. 4 axles powered.

Traction tires. The headlights and marker lights change over with the direction of travel. Warm white LEDs are used for the lighting. The locomotive has a close coupler mechanism. It also has separately applied grab irons. Length over the buffers 101 mm / 4".



French State Railroad (Société Nationale des Chemins de Fer Français / SNCF) type B7D express train passenger car, 2nd class with a baggage area. The car looks as it did around 1994.

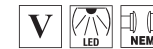


18463 Type B7D Express Train Passenger Car with a baggage area, 2nd class

Models: All cars have a close coupler mechanism. Interior lighting can be installed in the car. Length over the buffers 153 mm / 6".

The lighting kit to go with this car:
66616 LED Lighting Kit.

SNCF® is a registered brand of SNCF Mobilités. All rights reserved.



18464 Type A9 Express Train Passenger Car, 1st class



18466 Type B10 Express Train Passenger Car, 2nd class



18466

18464

18463

16695



18291 Type Uacs 408S Silo Car Set

Prototype: 6 type Uacs 408S four-axle silo cars for the firm CEMET, used on the Polish State Railroad (Polskie Koleje Państwowe PKP), in the current paint scheme. The cars look as they did in 2022.

Model: The cars are new tooling. They have close coupler mechanisms. The trucks are type Y 25. Total length over the buffers 528 mm / 20-3/4".

New tooling



Czech Republic



18292 Type Uacs Silo Car Set

Prototype: 6 Československé Státní Dráhy (ČSD / Czechoslovakian State Railways) four-axle type Uacs silo cars. 3 silo cars in the version with straight side sills (reddish brown car body) and 3 silo cars in the version with "skirting" (moss green car body). All 6 cars include melon yellow containers. The cars look as they did around 1974.

Model: The cars are new tooling. They have close coupler mechanisms and type Y 25 trucks.

Total length over the buffers 546 mm / 21-1/2".

New tooling



© PetrS., Wikimedia Commons



The New Wireless Freedom with the Popular Mobile Station

MINITRIX

60667 Mobile Station WLAN

Note: A CS2 or CS3 with a WLAN connection or the 60117 WLAN Receiver Box is required as a receiver for the Mobile Station WLAN.

Digital Hand Controller Unit.

40 locomotives can be controlled with direct access.
Automatic registration of mfx locomotives.
Built-in locomotive database for selecting older Märklin/Trix/LGB locomotives.
Manual registration of MM and DCC locomotives using digital addresses is possible.
Up to 32 locomotive functions can be switched, and there is a display of the function status.
Self-explanatory function pictograms for mfx locomotives and database locomotives.
Up to 320 solenoid items can be switched.
Lighted Stop button to signal the Stop status.
Backlit b/w full graphics display.
Dimensions 160 x 100 x 42 mm / 6-5/16" x 3-15/16" x 1-5/8".

There is a wireless connection with the WLAN Receiver Box (60117) or the Central Station (60216, 60226, as well as 60213-60215), when they are in a WLAN-capable network. When you are operating the Mobile Station WLAN connected to the Central Station, you can access the complete locomotive list and the solenoid items with the addresses 1 to 320. Up to four MS WLAN units can be connected to a WLAN Receiver Box (item number 60117). Four AAA batteries are required to operate this device.

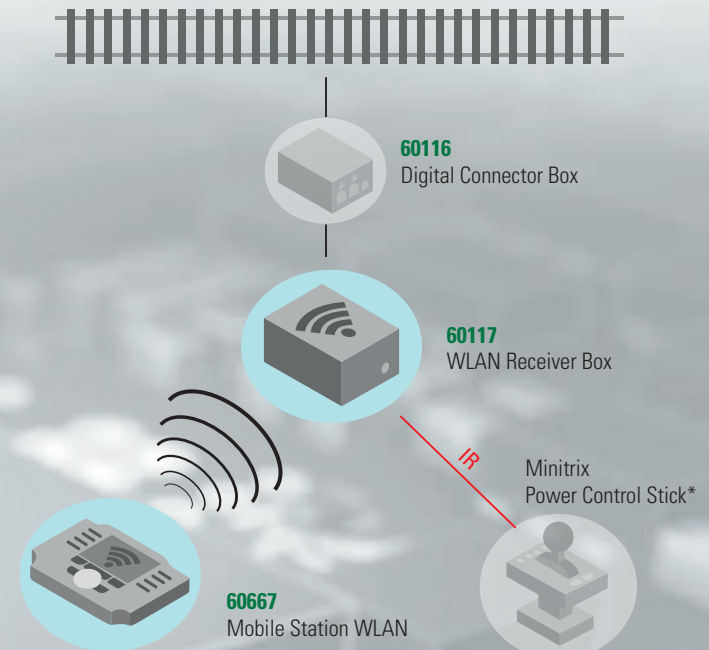
- Simple, easy operation
- Backlit graphics display with self-explanatory pictograms
- Up to 32 auxiliary functions can be controlled
- 320 solenoid items can be controlled
- Easy connection to the WLAN Receiver Box and the Central Station
- Built-in Märklin digital locomotive database



60117 WLAN Receiver Box

This is a WLAN and Infrared adapter for operation at the Digital Connector Box (60114, 60116) or a Central Station (60216, 60226, as well as 60213-60215). This unit allows you to couple the MS WLAN (60667) or the Start-Up infrared controllers. Simultaneous operation of up to four MS WLAN units (item number 60667) at one 60117 WLAN Receiver Box. Simple configuration using a WEB application or the Central Station (60216, 60226). WLAN Station or access point mode. Connection to an existing WLAN is thereby possible. Dimensions 96 x 85 x 40 mm / 3-3/4" x 3-3/8" x 1-9/16".

Control a layout wirelessly with the Mobile Station – the WLAN Receiver Box makes it possible

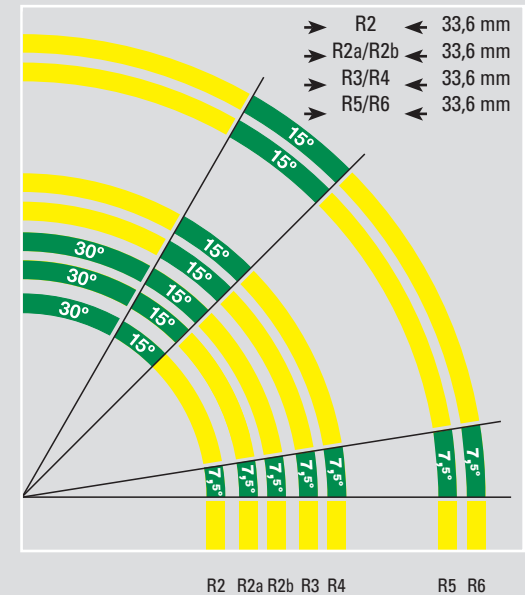


*See 11160 starter set on page 12

Minitrix Track System with Concrete Ties



Minitrix gets even closer to the original with a large investment in a modern track system: N Gauge is finally getting track with concrete ties including Code 60 rails conforming to the NEM – thus closely focused on the prototype. Modern railroad locomotives and cars starting with Era IV thereby roll on prototype track.

Track with concrete ties have meantime become standard today all over Europe – and that should also apply to model railroading: Minitrix is starting in 2023 with production of a modern track system with a more prototypical concrete tie look. It is based on the proven Minitrix wood tie track system for earlier eras in terms of track sections and geometry.



Rail profile: Minitrix is focused on the prototype profile UIC 60 and is modelling correct Code 60 adhering to the NEM.

Track fastenings: The hardware for mounting the rails on the ties is modelled, based on the mounting technology of the prototype.




Material: The track has concrete ties with a gray look and solid rails made of a special rust-free alloy. This material and the track profile offer reliable contact for current transfer to wheels.




66554 Two Feeder Clips, Single Conductor, for Track with Concrete Ties

Minitrix feeder clips and contacts make it easy to hook wires up to the track (example: on signal blocks, tracks where you want to be able to turn the power off, block safeguards, etc.) at any spot on the layout, even in the middle of complicated turnout configurations.



66555 Rail Joiners (Metal) for Track with Concrete Ties

These are chiefly for connecting 14501 flex track sections and other tracks. 10 pieces/package.



66559 Insulated Rail Joiners for Track with Concrete Ties (Contents 10 Pieces)

These are for separation points between two sections of track. They are swapped for metal rail joiners. 10 pieces/package.



14501 Flex Track with Concrete Ties

|< 730 mm / 28-3/4" >| = 7 x 14504.

14500 Straight Track with Concrete Ties

|< 112.6 mm / 4-7/16" >|. Same length as the 14538 and 14539 turnouts.



14502 Straight Track with Concrete Ties

|< 312.6 mm / 12-5/16" >| = 3 x 14504.



14503 Straight Track with Concrete Ties

|< 17.5 mm / 11/16" >|.



14508 Straight Track with Concrete Ties

|< 27.9 mm / 1-1/8" >|.



14504 Straight Track with Concrete Ties

|< 104.2 mm / 4-1/8" >|.



14509 Straight Track with Concrete Ties

|< 33.6 mm / 1-5/16" >|.



14505 Straight Track with Concrete Ties

|< 76.3 mm / 3" >|.



14593 Straight Track with Concrete Ties

|< 108.4 mm / 4-1/4" >| = 2 x 14506.



14506 Straight Track with Concrete Ties

|< 54.2 mm / 2-1/8" >|.



14594 Straight Track with Concrete Ties

|< 126.3 mm / 2-15/16" >| = 14505 + 14507.



14507 Straight Track with Concrete Ties

|< 50.0 mm / 2" >|.



14534 Electric Turnout Mechanism for a Left Turnout with Concrete Ties

(Install on right turnout for below baseboard mounting).



14535 Electric Turnout Mechanism for a Right Turnout with Concrete Ties

(Install on left turnout for below baseboard mounting).



14538 Left Turnout with Concrete Ties

15° Turnout with a Polarized Frog, straight side of the turnout |< 112.6 mm / 4-7/16" >|. Branch radius = R 4 – 15° + 1 x 14503. An electric turnout mechanism can be installed on these turnouts.

The frog for these turnouts is made of metal and is continuously supplied with power by means of a built-in switch, i.e., continuous current supply that is automatically switched over each time the turnout setting is changed.



14539 Right Turnout with Concrete Ties


15° Turnout with a Polarized Frog, straight side of the turnout |< 112.6 mm / 4-7/16" >|. Branch radius = R 4 – 15° + 1 x 14503. An electric turnout mechanism can be installed on these turnouts.

The frog for these turnouts is made of metal and is continuously supplied with power by means of a built-in switch, i.e., continuous current supply that is automatically switched over each time the turnout setting is changed.



New Track with Concrete Ties


14510 Curved Track with Concrete Ties
R 2a (261.8 mm / 10-5/16") – 30°.
 Circle = 12 sections of track.




14518 Curved Track with Concrete Ties
R 5 (492.6 mm / 19-3/8") – 15°.
 Circle = 24 sections of track.



14527 Curved Track with Concrete Ties
R 4 (362.6 mm / 14-1/4") – 15°.
 Circle = 24 sections of track.



14511 Curved Track with Concrete Ties
R 2a (261.8 mm / 10-5/16") – 15°.
 Circle = 24 sections of track.



14519 Curved Track with Concrete Ties
R 2a (261.8 mm / 10-5/16") – 7.5°.
 2 Sections = 14511. 4 Sections = 14510.




14528 Curved Track with Concrete Ties
R 6 (526.2 mm / 20-11/16") – 15°.
 Circle = 24 sections of track.



14513 Curved Track with Concrete Ties
R 3 (329.0 mm / 12-15/16") – 7.5°.
 2 Sections = 14517.



14520 Curved Track with Concrete Ties
R 2b (295.4 mm / 11-5/8") – 30°.
 Circle = 12 sections of track.



14529 Curved Track with Concrete Ties
R 2b (295.4 mm / 11-5/8") – 7.5°.
 2 Sections = 14521. 4 Sections = 14520.



14514 Curved Track with Concrete Ties
R 4 (362.6 mm / 14-1/8") – 7.5°.
 2 Sections = 14527.




14521 Curved Track with Concrete Ties
R 2b (295.4 mm / 11-5/8") – 15°.
 Circle = 24 sections of track.




14590 Adapter Track with Concrete Ties
Adapter track for connections to the previous Minitrix track system (item numbers beginning with 149xx)
 < 104.2 mm / 4-1/8" >|.



14515 Curved Track with Concrete Ties
R 5 (492.6 mm / 19-3/8") – 7.5°.
 2 Sections = 14518.



14522 Curved Track with Concrete Ties
R 2 (228.2 mm / 9") – 30°.
 Circle = 12 sections of track.



14574 Rerailer for Track with Concrete Ties
For rerailing derailed locomotives and cars during operation.
 < 104.2 mm / 4-1/8" >|.




14516 Curved Track with Concrete Ties
R 6 (526.2 mm / 20-3/4") – 7.5°.
 2 Sections = 14528.



14524 Curved Track with Concrete Ties
R 2 (228.2 mm / 9") – 15°.
 Circle = 24 sections of track.



14517 Curved Track with Concrete Ties
R 3 (329.0 mm / 12-15/16") – 15°.
 Circle = 24 sections of track.



14526 Curved Track with Concrete Ties
R 2 (228.2 mm / 9") – 7.5°.
 2 Sections = 14524.
 4 Sections = 14522.



14591 Track Bumper with Concrete Ties
 < 50.0 mm / 2" >|, crossbar design.



Annual Club Cars for 2023



18923 Minitrix Trix Club Car for 2023

Prototype: Type G02 privately owned boxcar with a standard brakeman's cab, used on the German Federal Railroad (DB).

Model: This is a privately owned car der Schwarzwälder Apparate-Bau-Anstalt August Schwer Söhne GmbH / Black Forest Appliances Manufacturing Company August Schwer and Sons, Inc., used on the German Federal Railroad (DB). Length over the buffers 60 mm / 2-3/8".

One-time series in 2023 only for members of the Trix Club.



Register
in the Club by
March 31, 2023,
and still get the
special model
free

Museum Car for 2023



18223 Minitrix Museum Car for 2023

Prototype: Type Hbbis 306 two-axle sliding wall boxcar. Privately owned car for the firm Stihl Power Saws, used on the German Federal Railroad (DB). The car looks as it did around 1984.

Model: The car has a close coupler mechanism. It also includes advertising lettering for the firm Stihl Power Saws. Length over the buffers 97 mm / 3-13/16".

• Minitrix Museum Car for 2023

One-time series. Available only in the Märklineum shop in Göppingen, Germany.



**Pure adventure
for the entire family.**

HOURS OF OPERATION
Tuesday – Sunday, 10 AM – 6 PM
Current special hours of operation
at www.maerklineum.com

Reuschstraße 6
73033 Göppingen

The Trix Club – When a Hobby Becomes a Passion.

Did you already know? At Trix, there is the exclusive club of all fans of Trix model trains. An association with many advantages for the club member. You will receive from us exclusive information, benefits, products not available to everyone, and much more. Get information here in detail about the advantages awaiting you and register right now.

Your Club advantages:

X The Märklin Magazin 6 times a year

The leading magazine for model railroaders! You'll find everything about your hobby here: Detailed information on layout construction, product and other technical information straight from the source, exciting reports on models, tips for forthcoming events, and lots more. The Märklin Magazin subscription price of 36 Euros is included in the club membership dues. Existing subscriptions can be carried over.

X The Trix Club News 6 Times a Year

On 24 pages and this six times a year you will find everything about "Your Gauge and Your Club". Behind-the-scene articles and looking over the shoulder of the people in production making your models for an in-depth look at the world of Trix.

X Exclusive Club Models

Club models exclusively developed and produced are available only if you are a club member.

X Club Car of the Year, free of charge

Look forward to the attraction of Car of the Year only available to club members. Choose between Trix H0, Minitrix or Trix Express.

X Annual Chronicle

Experience the high points of the Trix model railroad year in moving images as an exclusive Club download.

X Catalog

Club members receive the main catalog available every year at their specialty dealer.

X Early information

about the Trix new items – in advance by a download link and as a printed version in a Club mailing.

X Club Card

Your personal club card with a new design every year opens up the world of model railroading as a hobby in a special way for you. Because as a member you are more than our premium customer, you also receive **a bundle of advantages at the over 100 partners currently working with us.** Among them are the Miniature Wonderland in Hamburg, the Hans-Peter Porsche Dream Factory in Anger, or the DB Museum (Nürnberg, Koblenz, Halle). In addition, your personal membership card can be used to order all exclusive products offered in the club.

X Discounts at seminars

Club members profit from reduced prices when booking our Seminars and Workshops offered in house.

X Free shipping in the Online Shop

Our Online Shop gives members free shipping within Germany.

X Club Trips*

On the Club trips offered through fantastic scenery and to extraordinary destinations, you will experience your hobby in a special way. Club members are given a discount.

* depending on availability

X Small welcoming gift

for each new member – get ready to be surprised.

X Birthday Coupon

Club members receive a coupon by mail on their birthday, which can be redeemed in the Online Shop.

X Club Newsletter

by mail, which offers interesting Club topics and exclusive content six times a year as a supplement to Club mailings (only in a German language version).



Club Car of the Year 2023, free of charge

Minitrix



It's quite easy to become a member in the Trix Club:

Either on-line under Club at trix.de or fill out the registration form on Page 47 and send it to us by mail.

Trix Club
Postfach 9 60
73009 Göppingen
Germany

Telephone: +49 (0) 71 61/608 - 213
Telefax: +49 (0) 71 61/608 - 308
E-mail: club@maerklin.com
Internet: www.trix.de

The Club Team is available to help you personally as follows:
Monday-Friday from 1 PM to 5 PM

The services mentioned here refer to 2023. Subject to change.



Simply scan and register:
Using QR code for registration.
<https://www.trix.de/en/club/trix-club>

Status: 1/2023

Still not a club member? Register here <https://www.trix.de/en/club/trix-club>

Trix Club - Registration Form



Yes, I want to become a member of the Trix Club

Mr. Mrs./Ms.

Title _____

*Last Name, First Name (please print) _____

* Street, Number _____

*Additional address information (Apt. No. etc.) _____

*Postal Code/Zip Code _____ *City/State/Province _____

*Country _____

Telephone _____ *Date of birth (DD/MM/YYYY) _____

@ E-mail address _____

Language requested

German English
 French Dutch

Club News requested in

German English

I would like to receive my annual car either in

Minitrix or Trix H0 or Trix Express

(All three are not possible – even for an extra charge)

I receive my Märklin Magazin as a direct subscription from the Märklin publishing office

Yes, my Subscription No. _____ no

Fields marked with * must be completed.

Date _____ Signature _____

I am paying my one year membership fee of EUR 89.95/CHF 109.95/\$ 109.00 U.S. Funds (as of 2023):

D AT BE NL

by means of the following direct debit authorization:

I hereby authorize you, subject to revocation, to debit my checking account to pay for the club membership fee

Account No. _____

Bank Code _____

Bank branch _____

Name and address of the account holder (if different from the address given above)

*Last Name, First Name (please print) _____

*Street, Number _____

*Postal Code/ZIP Code _____ *City/State/Province _____

All Countries

Bank transfer (after receipt of invoice)

Payment can only be done with online registration.

Date _____ Signature _____

Your Trix Club Membership

Thank you very much for your interest in the Trix Club! We are happy to welcome you! Please find the application form overleaf. We kindly ask you to take notice of the following information and the terms and conditions governing the membership relationship between you and us,
Gebr. Märklin & Cie. GmbH, Stuttgarter Straße 55 – 57, 73033 Göppingen, Germany:

Membership Fee

The membership fee amounts to EUR 89,95 / CHF 109,95 / US \$ 109.00 at the moment for every membership year (depending on where you have your permanent residence). You may specify your payment method in the form. We offer payment of the membership fee via SEPA Direct Debit Scheme, credit slip, bank transfer or credit card.

Beginning and termination of your membership

Your membership (and thereby your personal club year) begins with receipt of your membership fee by us. You will then receive all future club benefits for the term of one year.

The membership prolongs automatically for another club year if you do not terminate your membership with six weeks notice.

We reserve our right to raise the membership fee or to change these terms and conditions. We will inform you in due time, combined with the right to extraordinarily terminate your membership with three weeks notice. We will advise you explicitly again in such case.

Questions and Customer Service

For any questions, please do not hesitate to contact our Club Team from Monday to Friday from 1:00 p.m. – 5:00 p.m., Tel: + 49 (0) 71 61 / 608-213; E-Mail: club@maerklin.com

Privacy Terms

Your personal data you provide us with in your application will be saved compliant with the stipulations set forth in the German Privacy Act. If you did not agree explicitly to receive advertising via email we will use your data only for administration purposes within the Trix Club.

You are entitled to demand information about your personal data stored by us and to revoke the use of your data in future and you may let correct, block or delete your personal data. Please refer directly to us:

Gebr. Märklin & Cie. GmbH, Stuttgarter Straße 55 – 57, 73033 Göppingen, Germany or via email to: club@maerklin.com

As part of my club membership, I would also like to receive information about Trix products, events and other activities by email (you may revoke this consent at any time).

Please use my information only to manage my membership. I do not want any further contact for marketing or promotional purposes. I am aware that I will no longer receive any information by mail, such as the 2-monthly club-exclusive online newsletter, the reminder service for the order deadline of a club model or even the immediate presentation of new products.

How did you hear about the Club?

- | | |
|--|--|
| <input type="checkbox"/> Retailer | <input type="checkbox"/> Catalog/New model brochure |
| <input type="checkbox"/> Friends/acquaintances | <input type="checkbox"/> Märklin Magazin |
| <input type="checkbox"/> I received an advertisement. | <input type="checkbox"/> Another model railroad magazine |
| <input type="checkbox"/> Model railroad exhibition/event | <input type="checkbox"/> Social media (Facebook etc.) |
| <input type="checkbox"/> Märklineum | <input type="checkbox"/> Product flier |
| <input type="checkbox"/> Website | <input type="checkbox"/> Flier with online shop order |
| <input type="checkbox"/> Newsletter | <input type="checkbox"/> Campaign |

Date _____ Signature _____

REPLY
Trix Club
Postfach 9 60
73009 Göppingen
Germany

Your Club advantages:

✔ The Märklin Magazin 6 times a year

The leading magazine for model railroaders! You'll find everything about your hobby here: Detailed information on layout construction, product and other technical information straight from the source, exciting reports on models, tips for forthcoming events, and lots more. The Märklin Magazin subscription price of 36 Euros is included in the club membership dues. Existing subscriptions can be carried over.

✔ The Trix Club News 6 Times a Year

On 24 pages and this six times a year you will find everything about "Your Gauge and Your Club". Behind-the-scene articles and looking over the shoulder of the people in production making your models for an in-depth look at the world of Trix.

✔ Exclusive Club Models

Club models exclusively developed and produced are available only if you are a club member.

✔ Club Car of the Year, free of charge

Look forward to the attraction of Car of the Year only available to club members. Choose between Minitrix, Trix H0 or Trix Express. Each model a collectible every year.

✔ Annual Chronicle

Experience the high points of the Trix model railroad year in moving images as an exclusive Club download.

✔ Catalog

Club members receive the main catalog available every year at their specialty dealer.

✔ Early information

about the Trix new items – in advance by a download link and as a printed version in a Club mailing.

✔ Club Card

A valuable Club card, new every year, distinguishes you as a Trix Club member and provides advantages at over 100 cooperating partners. In addition, the personalized card can be used to order all exclusive products offered in the Club.

✔ Discounts at seminars

Club members profit from reduced prices when booking our Seminars and Workshops offered in house.

✔ Free Shipping in the Online Shop

Our Online Shop gives members free shipping within Germany.

✔ Club Trips*

On the Club trips offered through fantastic scenery and to extraordinary destinations, you will experience your hobby in a special way. Club members are given a discount.

* depending on availability.

✔ Small welcoming gift

for each new member – get ready to be surprised.

✔ Birthday Coupon

Club members receive a coupon by mail on their birthday, which can be redeemed in the Online Shop.

✔ Club Newsletter

by mail, which offers interesting Club topics and exclusive content six times a year as a supplement to Club mailings (only in a German language version).

Register right now online at www.trix.de/club

TRIX
CLUB

Club Car of the Year 2023, free of charge

Minitrix



These offers are not binding; the right to make alterations is reserved

The Club team is available by telephone to members
Monday - Friday from 1:00 PM - 5:00 PM

Mailing Address Trix Club, Postfach 9 60,
73009 Göppingen, Germany

Telephone + 49 / (0) 71 61 / 608-213

Fax + 49 / (0) 71 61 / 608-308

E-mail club@maerklin.com

Internet www.trix.de



Index to the Item Numbers

Item no.	Page	Item no.	Page	Item no.	Page	Item no.	Page
11146	11	14521	44	16109	22	18291	39
11160	12	14522	44	16233	14	18292	40
14500	43	14524	44	16406	4	18440	37
14501	43	14526	44	16435	26	18441	36
14502	43	14527	44	16695	38	18442	36
14503	43	14528	44	16764	34	18443	37
14504	43	14529	44	16831	27	18463	38
14505	43	14534	43	16832	32	18464	38
14506	43	14535	43	16906	28	18466	38
14507	43	14538	43	16959	15	18486	18
14508	43	14539	43	18082	14	18487	19
14509	43	14574	44	18083	14	18489	31
14510	44	14590	44	18085	14	18726	16
14511	44	14591	44	18089	15	18923	45
14513	44	14593	43	18223	45	60117	41
14514	44	14594	43	18271	5	60667	41
14515	44	15160	8	18274	24	66554	42
14516	44	15161	9	18275	25	66555	42
14517	44	15493	33	18276	24	66559	42
14518	44	15931	26	18286	18		
14519	44	16032	17	18287	19		
14520	44	16085	7	18289	30		

Märklin MHI Guarantee conditions

When you buy these Märklin MHI products (these products are identified with the pictogram), the firm Gebr. Märklin & Cie. GmbH will also grant you independent of the legal, national warranty rights available to you in regard to your Märklin MHI specialty dealer as your contracting partner or your rights from product liability a manufacturer's warranty of 60 months from the date of purchase under the terms given below. This allows you independent of the location of the purchase the possibility to claim defects or malfunctions directly from the firm of Märklin as the manufacturer of the product. The Märklin manufacturer's warranty only applies to the technology of the models. Visual defects or incomplete products can be claimed within the framework of the warranty obligations of the seller of the product.

Warranty Conditions

his warranty applies to Märklin assortment products and individual parts that are purchased by a Märklin MHI specialty dealer worldwide. Either the warranty form filled out in full by the Märklin MHI specialty dealer or the purchase receipt will serve as proof of purchase. We therefore recommend that this warranty form should be kept safe along with the purchase receipt. Contents of the Warranty / Exclusions: This warranty includes as selected by the manufacturer correction of any possible defects at no charge or replacement of defective parts at no charge that can be proven to result from design, manufacturing, or material defects, including service performed that is linked to this situation. Other claims outside of the manufacturer's warranty are excluded.

he terms of the warranty do not apply

- In the case of malfunctioning of the product due to wear and tear or in the case of parts that wear out in normal use.
- If the installation of certain electronic elements contrary to the manufacturer's specifications was carried out by individuals not authorized to do such installations.
- In the case of use of the product for a purpose other than that specified by the manufacturer.
- If the references and notes from the manufacturer in the operating instructions were not followed.
- Any and all claims arising from the warranty implied or otherwise or replacement for damages are excluded, if other makes of parts not authorized by Märklin have been installed in Märklin products, and have hereby caused malfunctions or damages. The same applies to conversions that were carried out by neither by Märklin nor by repair centers authorized by Märklin. The irrefutable assumption that the aforementioned non-Märklin parts or conversions are the cause for the malfunction or damages works fundamentally in Märklin's favor.
- he warranty period is not extended by repair or replacement of the product covered under warranty. Warranty claims can be submitted directly to the seller or by sending the claimed item/part together with the warranty card or the proof of purchase and a summary of the defects directly to the firm Märklin. In accepting the product for repair, Märklin and the seller assume no liability for data or settings stored on the product by the consumer. Warranty claims sent shipping collect cannot be accepted.

Our address: Gebr. Märklin & Cie. GmbH - Reparatur-Service
 Stuttgarter Straße 55-57 - 73033 Göppingen - Germany
 E-mail: service@maerklin.de - Internet: www.maerklin.de

A current explanation of the pictograms can be found on the Internet at www.minitrix.de for a product in question. You do this by going across the symbol field with your mouse.

Helpful information all about Minitrix, the repair service, general notes, and service contact information can be found at <https://www.trix.de/en/products/minitrix>

Update CS2 4.2

Functionality after update of the CS2 to Version 4.2
 (Up to 32 locomotive functions)

Update MS2 3.55

Functionality according to update for MS2 Version 3.55
 (Up to 32 locomotive functions)



September 15 to 17, 2023 in Göppingen

Mark your calendar!

Everything about big and small trains,
Play and fun – 3 days long!

The MEGA family event in Göppingen.
More information at www.maerklin.de

MINITRIX

Gebr. Märklin & Cie. GmbH
Stuttgarter Straße 55-57
73033 Göppingen
Germany

www.minitrix.de

Service:
Telephone: 650-569-1318
E-mail: digital@maerklin.com

We reserve the right to make changes and delivery is not guaranteed. Pricing, data, and measurements may vary. We are not liable for mistakes and printing errors.

Prices are current as of the print date for this catalog – we reserve the right to change prices between years – prices are in effect until the release of the next price list / next catalog.

Some of the images are hand samples, retouched images, and renderings.

The regular production models may vary in details from the models shown.

Märklin reserves the right to cancel announced new items in the event of insufficient demand.

If these editions of the presentation book does not have prices, please ask your authorized dealers for the current price list.

All rights reserved. Copying in whole or part prohibited.

© Copyright by Gebr. Märklin & Cie. GmbH

Printed in Germany.

383 055 – 01 2023



Visit us:
www.facebook.com/trix



Märklin fulfills the requirements for a quality management system according to the ISO 9001 Standard. This is regularly checked and certified by the TÜV Süd testing organization. You thereby have the assurance of buying a quality product of a certified firm.